



Lesson Sequence



1. Compare the differences between things that are living, dead, and things which have never been alive



2. Identify and name a variety of plants and animals in a microhabitat



3. Design a suitable microhabitat where living things could survive



4. Find out what animals eat to survive in their habitat



5. Understand food chains




6. Understand the journey food makes from the farm to the supermarket

Food Chain


The grass is eaten by the rabbit.




The rabbit is eaten by the fox.




Microhabitats




in a flower



in a log



under a leaf



under a log

Dead or Alive

living



All living things breathe, eat, grow, move, reproduce and have senses.

dead



Something that was once a living thing.

non-living



Something that has never been alive.

Habitats



woodland



farmland



pond



coastal



desert



mountain



Food Chain

The grass is eaten by the rabbit.



The rabbit is eaten by the fox.



Draw your own food chain.

Write a meaning for living, dead and non-living.

living





dead





non-living



Name the microhabitats.



Name the habitats.





Rocket Words

reproduce	to create young, offspring or babies
excrete	to get rid of unwanted substances from the body
respire	to breathe
habitat	the natural place where an living thing can survive
microhabitat	a small natural area where a living thing can survive, found within larger habitats
survive	to remain alive
producer	a plant at the start of a food chain
consumer	a living thing that eats other living things