

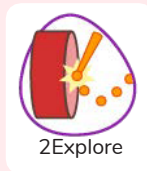

## Unit: 1.1

# Online Safety and Exploring Purple Mash

### Key Learning

- To log in safely.
- To learn how to find saved work in the Online Work area and find teacher comments.
- To learn how to search Purple Mash to find resources.
- To become familiar with the icons and types of resources available in the Topics section.
- To start to add pictures and text to work.
- To explore the Tools and Games section of Purple Mash.
- To learn how to open, save and print.
- To understand the importance of logging out.

### Key Resources



### Key Vocabulary

#### Alert

A system that lets you know if you have something to look at.

#### Avatar

A digital picture to represent someone.

#### Button

An area where you click to make something happen.

#### Device

A piece of electrical equipment made for a purpose.

#### File Name

The name given to an online piece of work.

#### Icon

An image on a web page that you can click on to navigate to somewhere.

#### Log in

Using a username and password to access a system.

#### Log out

Leaving a computer system.

#### Menu

A button which gives the user different options.

#### My Work Area

The place on Purple Mash where your work is stored. Only you and your teachers can access this.

#### Notification


A message telling you about something.

#### Password

A series of letters, numbers and special characters that is entered after the username to access an online site.

#### Private

Keeping information restricted from other people.



## Unit: 1.1

# Online Safety and Exploring Purple Mash

### Purple Mash Tools

A selection of programs which help you carry out different tasks.

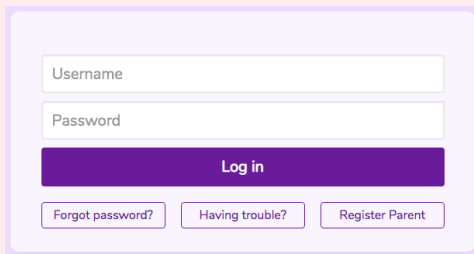
### Saving

Store your work as you create something so it can be accessed later.

### Search

A way of finding specific resources you want to look at.

## Key Images



Log in Screen



Avatar




Save your work




Tools section of Purple Mash



Subjects & Topics



This picture shows you if you have any notifications



The area of Purple Mash where your work is stored

## Key Questions

### What is a password and why should we keep them safe?

A password is a secret word or phrase that allows a user to access a website. Passwords are like toothbrushes in that they should not be shared with anyone else.

### What is a digital avatar?

In Purple Mash, an avatar is a picture you create in the software to represent you. It is safer to use an avatar on the Internet than have a picture of yourself.

### Where is my work stored on Purple Mash?

In Purple Mash, most of the work you save will be saved in the My Work section of Purple Mash. The only person that can see this work is the teacher and you.